





Instructions for Use

-  This is a medical device. Read the instruction before use.
-  For dental professionals use only.
-  It is a non-sterile product, sterilization before use.
-  It is a single use product, do not reuse.
-

■ PRODUCT NAME

Dental Diamond Bur

■ INTENDED USE

- Diamond Burs used for dental preparation and finishing or polishing in orthodontic treatment.
- This is a user sterilization product which need to be sterilized before use. This is a single-use device.

■ DESCRIPTION

- This product is used by connecting to dental handpiece and rotates to grind hard materials and tissues. It is the dental Dental Diamond Bur with stainless steel shank and diamond crystal.
- This is a user clean and sterilization product which need to be sterilized before use.

■ How to use

- According to its intended use, choose the most appropriate bur and connected to the dental handpiece

■ Warning & NOTICE

- This product is a user-sterilization product and a disposable product.
- This product should only be used for the intended application.
- Only skilled dentists be allowed to use.
- Do not use in patients with allergic reaction to nickel.

■ Precautions for use

- Carefully check product surface if there are any deformation, pin holes and foreign substance.
- To prevent infection, sterilize the product by autoclave and make sure sterilization is completed before use.
- Follow the instruction of a handpiece and check the shank size strictly.
- The handpiece should be used in accordance with its instruction.
- Choose the most appropriate type for each use.
- Insert the shank into the handpiece according to the instruction of the handpiece manufacturer. Insertion should be the full length.
- Do not use excessive force to fix the diamond instrument into the rotation device hole
- Before use, run the instruments to make sure there is no decentering. If the instruments become bent, be sure to remove them from any further use.
- Wear personal protective eyewear to protect against ejected particles during the operation.
- After use, follow appropriate treatment as a medical waste
- Dispose this product if damaged or contaminated.



■ CAUTION

- If corrosion, cracks, etc. are found or dropped on the floor during use, replace with another immediately.
- Avoid levering, tilting, twisting and jamming motion. Do not work with a pulling motion.
- Do not use the product other than the intended purpose.
- User must be careful not to apply excessive force.
- Use this instrument with great care to avoid puncturing user' finger or patient's soft tissue.

■ SIDE EFFECT

- Metallic reaction
- Abrasion
- Infection


■ USER CLEANING AND STERILIZATION METHOD

- Before use, put out the dental diamond bur from the packaging case and put into a cleaning net container, immerse in ultrasonic bath which filled with purified water.
- Set the timer to 5 minutes. The ultrasonic intensity is set to 100%.
- After ultrasonicate, rinse once with purified water for 30 seconds.
- The cleaned product is dried in the air(room temperature) for 30 minutes.
- To do the sterilization, place all the cleaned products avoid contact to each other surface by using sterilization wrap.
- Put in the instruments into the Autoclave.
- Operate the autoclave(Sterilization at 134°C for 5 minutes and dry for 30 minutes in Gravity type.)
- After sterilization completed, stabilize the pressure and temperature.

 Keep the cover closed until the steam is completely removed in order to avoid staining when the instrument sterilized.

■ STORAGE AND MAINTENANCE

- Store the product at room temperature away from direct sunlight and heat.
- It guarantees 5 years under the recommended storage conditions.

 **OSUNG MND CO., LTD.**
57, Hwanggeum-ro 109beon-gil,
Yangchon-eup, Gimpo-si, Gyonggi-do,
Korea, 10048 / Tel : +82,31,987,5395

EC REP LITDENT UAB /
A. Mickevičius g. 2a,
LT-76341, Šiauliai, Lithuania

CE
0197

